

LED (UIF)

CAPs(blue)



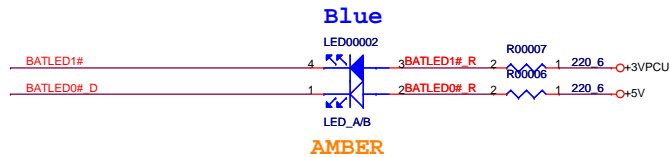
HDD(blue)



NUM(blue)



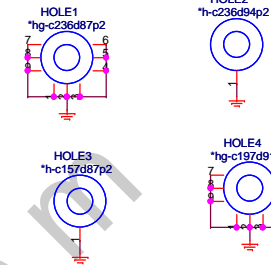
Battery (blue/amber)



Power (blue)



SCRL (blue)



Placement(TOP VIEW)

Power Status	Bat Status	HDD	NUM	CAPS	SCRL
LED5	LED4	LED2	LED3	LED1	LED6

Connector (UIF)

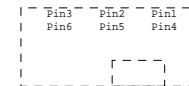
Switch (KSW)

RF_SW

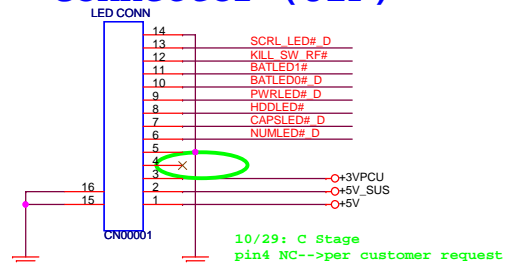
KILL_SW_RF# active low(short 2-3)
KILL_SW_RF# inactive (short 1-2)

OFF WLAN/BT
ON WLAN/BT

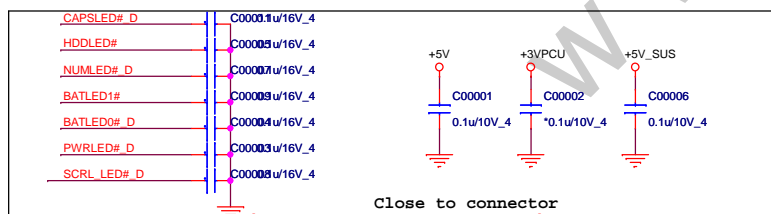
ON



SW on BOT(TOP VIEW)



10/29: C Stage
pin4 NC-->per customer request



<http://sualaptop365.edu.vn>



Quanta Computer Inc.

PROJECT : JR8

Size	Document Number	Rev
	LED BOARD	1A
Date:	Friday, October 29, 2010	Sheet 1 of 1